





To change Google Chrome default pop-up setting:

1. On your computer, open Chrome .
2. At the top right, click More  > **Settings**.
3. Click **Privacy and security** > **Site Settings**.
4. Click **Pop-ups and redirects**.
5. Choose the option below as your default setting:

Default behavior

Sites automatically follow this setting when you visit them

- ☒  Sites can send pop-ups and use redirects
-
- ☐  Don't allow sites to send pop-ups or use redirects