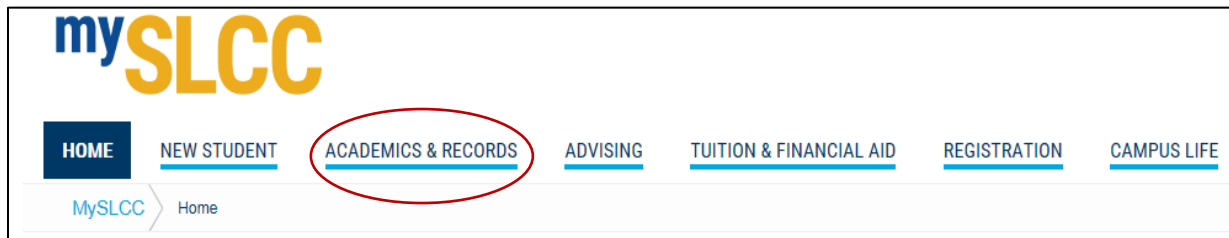


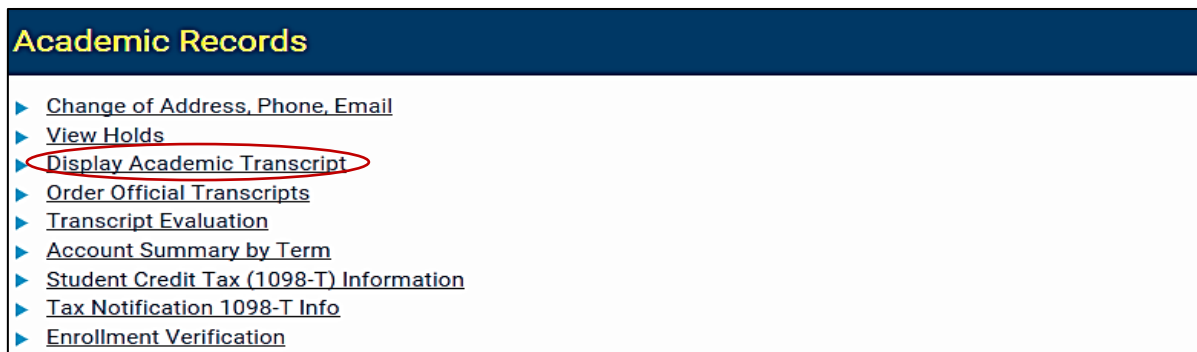
# MySLCC Viewing Grades

---

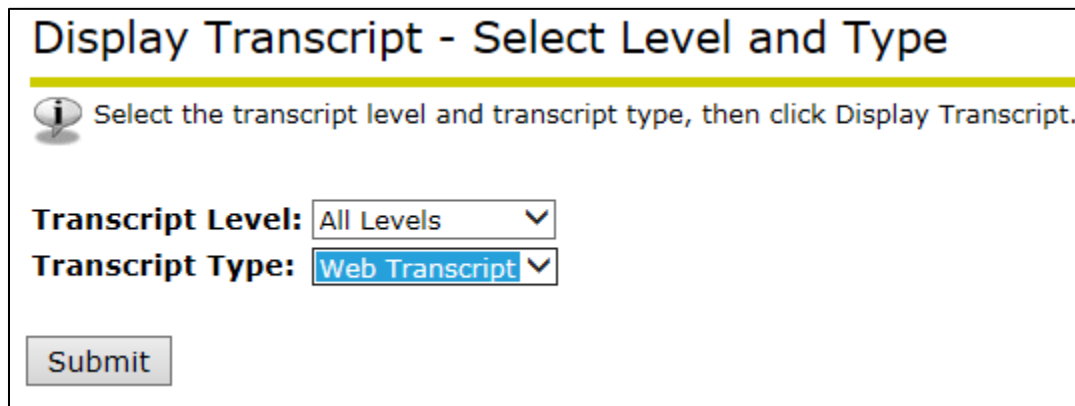
1. Sign in at: <https://my.slcc.edu>
2. Click **ACADEMICS & RECORDS** on the top bar:



3. Under the Academic Records section, click on **Display Academic Transcript**:



4. Enter Level and Type (if applicable) and press Submit:

A screenshot of a web form titled 'Display Transcript - Select Level and Type'. Below the title is a yellow horizontal line. An information icon (i) is followed by the text 'Select the transcript level and transcript type, then click Display Transcript.' Below this are two dropdown menus: 'Transcript Level:' with 'All Levels' selected, and 'Transcript Type:' with 'Web Transcript' selected. At the bottom left is a 'Submit' button.

5. Your Unofficial Transcript will appear with your grades listed:

INSTITUTION CREDIT <a href="#">-Top-</a>									
Term: Fall Semester 2015									
Subject	Course	Level	Title	Grade	Credit Hours	Quality Points	Start and End Dates	R	CEU Contact Hours
CSIS	1400	UG	Fundamentals of Programming	A	4.000	16.00			
Term Totals (Undergraduate)									
				Attempt Hours	Passed Hours	Earned Hours	GPA Hours	Quality Points	GPA
<b>Current Term:</b>				4.000	4.000	4.000	4.000	16.00	4.00
<b>Cumulative:</b>				4.000	4.000	4.000	4.000	16.00	4.00
Unofficial Transcript									
Term: Fall Semester 2016									
Subject	Course	Level	Title	Grade	Credit Hours	Quality Points	Start and End Dates	R	CEU Contact Hours
ART	1020	UG	Intro to Drawing (non-maj)(FA)	C	3.000	6.00			
Term Totals (Undergraduate)									
				Attempt Hours	Passed Hours	Earned Hours	GPA Hours	Quality Points	GPA
<b>Current Term:</b>				3.000	3.000	3.000	3.000	6.00	2.00
<b>Cumulative:</b>				7.000	7.000	7.000	7.000	22.00	3.14

Questions? Please contact our office at 801-957-6344 or [concurrent@slcc.edu](mailto:concurrent@slcc.edu)