

1

Salt Lake Community College

MY SLCC Maps News & Events A-Z Index

ACADEMICS FUTURE STUDENTS CURRENT STUDENTS SALT LAKE TECH

CONTACT SLCC CE APPLY NOW ACCESS MYCE

SLCC / CONCURRENT ENROLLMENT

## CONCURRENT ENROLLMENT

en Español

ADMISSION ONLY ONCE

REGISTRATION EACH SEMESTER

PAY TUITION EACH SEMESTER

Visit [www.slcc.edu/concurrentenrollment](http://www.slcc.edu/concurrentenrollment)

2

Salt Lake Community College

MY SLCC Maps News & Events A-Z Index

ACADEMICS FUTURE STUDENTS CURRENT STUDENTS SALT LAKE TECH

CONTACT SLCC CE APPLY NOW ACCESS MYCE

SLCC / CONCURRENT ENROLLMENT

## CONCURRENT ENROLLMENT

en Español

ADMISSION ONLY ONCE

REGISTRATION EACH SEMESTER

PAY TUITION EACH SEMESTER

Select the MySLCC tab from the My SLCC drop-down menu

3

SLCC

Sign in

dkearl2@slcc.edu

Can't access your account?

Back Next

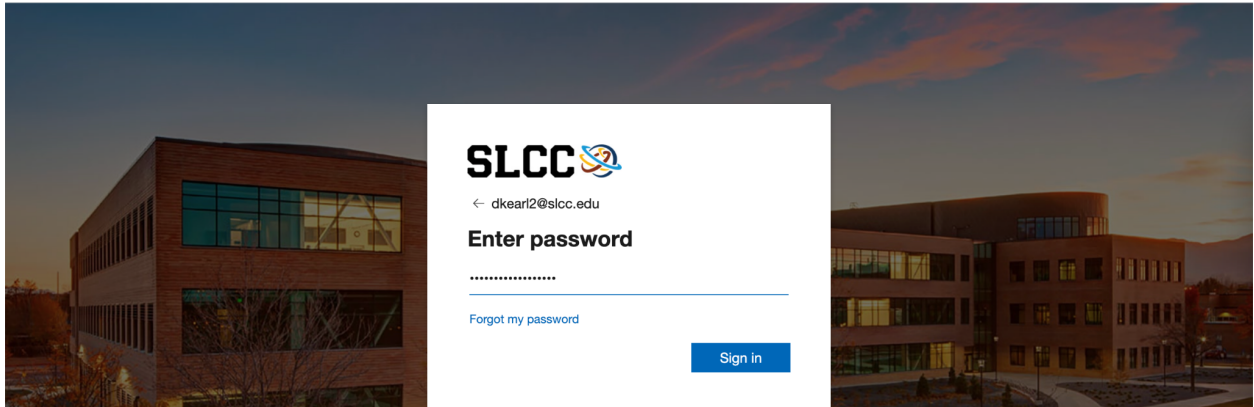
Student Sign-on: [username@bruinmail.slcc.edu](mailto:username@bruinmail.slcc.edu)

Staff Sign-on: [username@slcc.edu](mailto:username@slcc.edu)

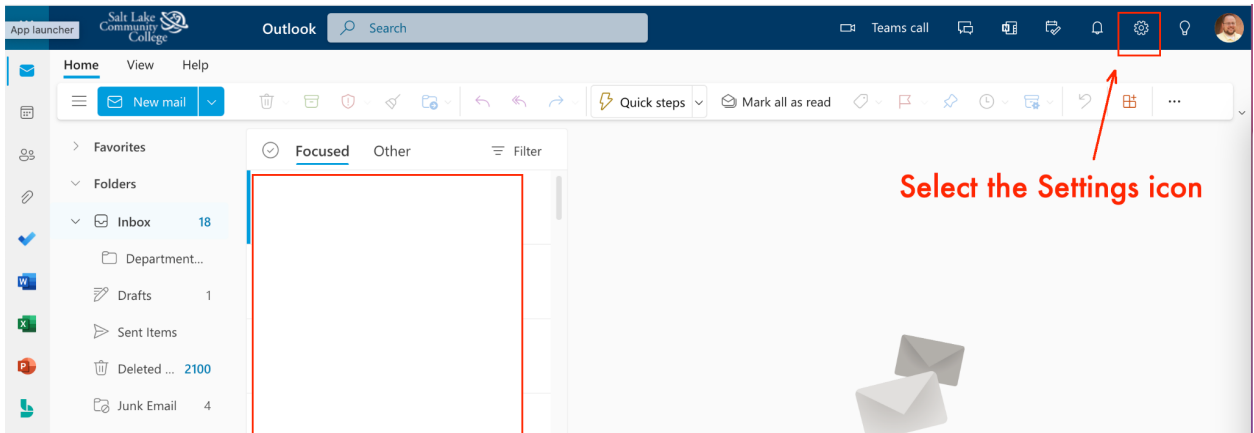
For assistance resetting your password please contact [SLCC Tech Support](#). Your new password should meet SLCC's [password complexity requirements](#). [Retrieve your username](#).

Enter your SLCC credentials in the Sign in field

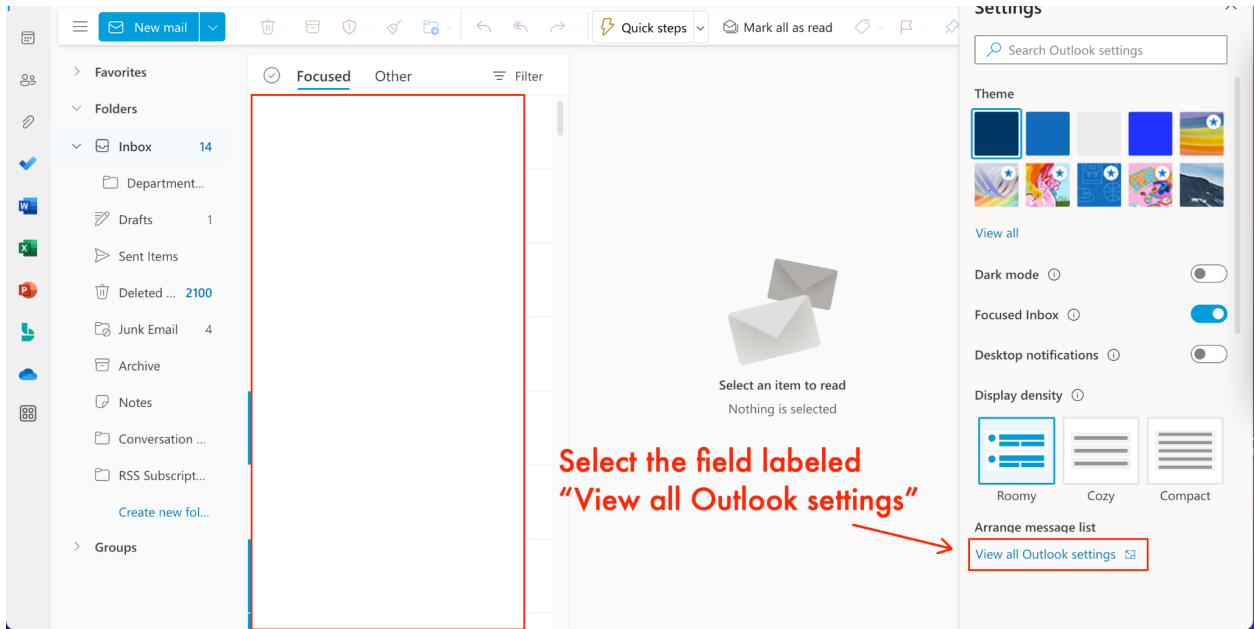
4



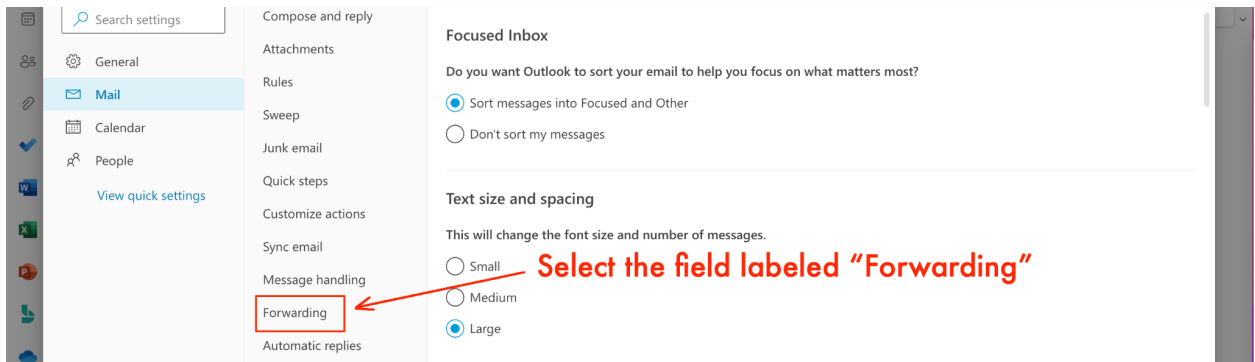
5



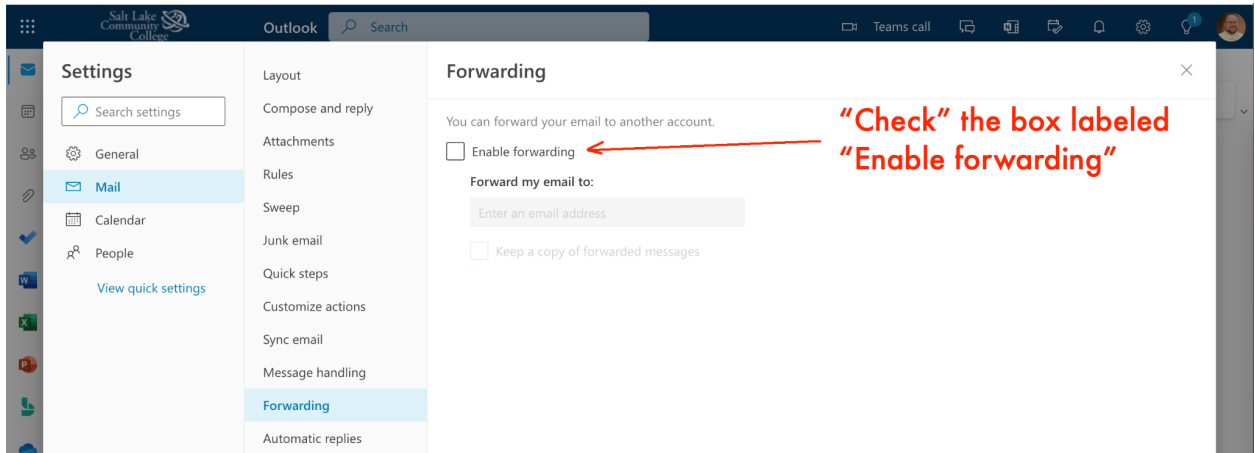
6



7



8



9

The image shows the Outlook 'Settings' window with the 'Forwarding' section selected. The left sidebar contains a search bar and categories: General, Mail, Calendar, and People. The 'Forwarding' section is highlighted in the left pane. The main content area is titled 'Forwarding' and includes the following elements:

- A close button (X) in the top right corner.
- Text: "You can forward your email to another account."
- Checkbox:  Enable forwarding
- Text: "Forward my email to:"
- Text input field:  (highlighted with a red box)
- Annotation: "Enter an email you use regularly" with a red arrow pointing to the input field.
- Checkbox:  Keep a copy of forwarded messages
- Buttons: "Save" (blue) and "Discard" (white) at the bottom right.
- Annotation: "Click 'Save'" with a red arrow pointing to the "Save" button.