

1

Salt Lake Community College

MY SLCC Maps News & Events A-Z Index

ACADEMICS FUTURE STUDENTS CURRENT STUDENTS SALT LAKE TECH

CONTACT SLCC CE APPLY NOW ACCESS MYCE

SLCC / CONCURRENT ENROLLMENT

CONCURRENT ENROLLMENT

en Español

ADMISSION ONLY ONCE

REGISTRATION EACH SEMESTER

PAY TUITION EACH SEMESTER

Visit www.slcc.edu/concurrentenrollment

2

Salt Lake Community College

MY SLCC Maps News & Events A-Z Index

ACADEMICS FUTURE STUDENTS CURRENT STUDENTS SALT LAKE TECH

CONTACT SLCC CE APPLY NOW ACCESS MYCE

SLCC / CONCURRENT ENROLLMENT

CONCURRENT ENROLLMENT

en Español

ADMISSION ONLY ONCE

REGISTRATION EACH SEMESTER

PAY TUITION EACH SEMESTER

Select the MySLCC tab from the My SLCC drop-down menu

3

SLCC

Sign in

dkearl2@slcc.edu

Can't access your account?

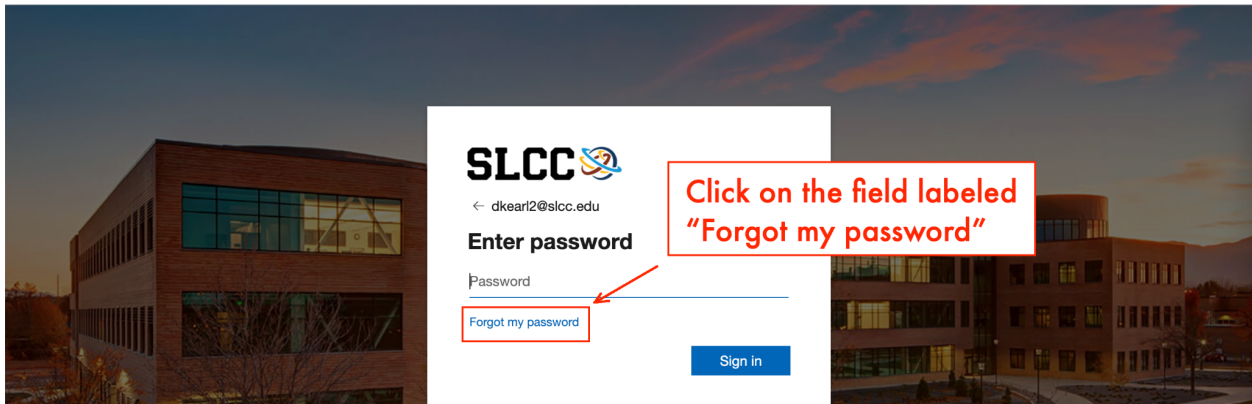
Back Next

Student Sign-on: username@bruinmail.slcc.edu
 Staff Sign-on: username@slcc.edu

For assistance resetting your password please contact [SLCC Tech Support](#). Your new password should meet SLCC's [password complexity requirements](#). [Retrieve your username](#).

Enter your SLCC credentials in the Sign in field

4



5

SLCC

Get back into your account

Who are you?

To recover your account, begin by entering your email or username and the characters in the picture or audio below.

Email or Username: *

Example: user@contoso.onmicrosoft.com or user@contoso.com

Enter your SLCC username or your SLCC email ([username]@slcc.edu)



Respond to the CAPTCHA

Enter the characters in the picture or the words in the audio. *

Click the field labeled "Next"

6

SLCC

Get back into your account

verification step 1 > choose a new password

Please choose the contact method we should use for verification:

Email my alternate email

You will receive an email containing a verification code at your alternate email address (dk*****@slcc.edu).

Click on the field labeled "Email"

You need to call SLCC's help desk if you haven't set up a verification email. The help desk's number is 801-957-5555.

7



Get back into your account

Leave this window and switch to your verification email.

verification step 1 > choose a new password

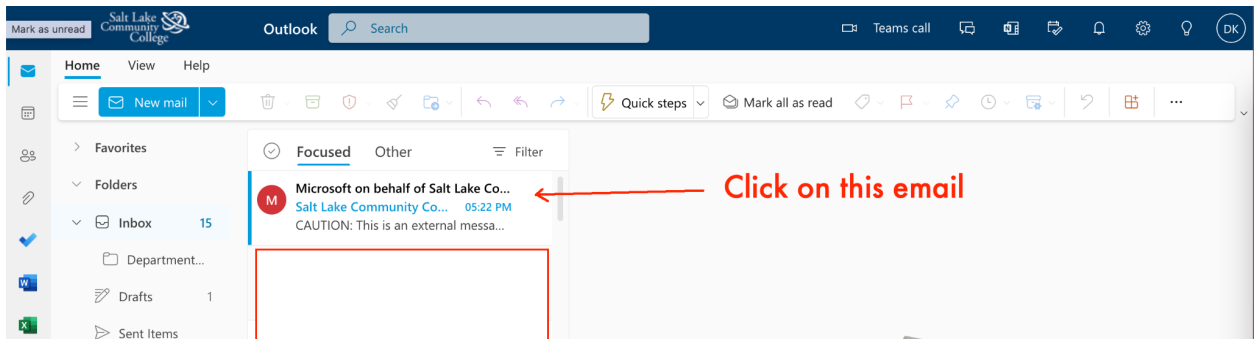
Please choose the contact method we should use for verification:

Email my alternate email

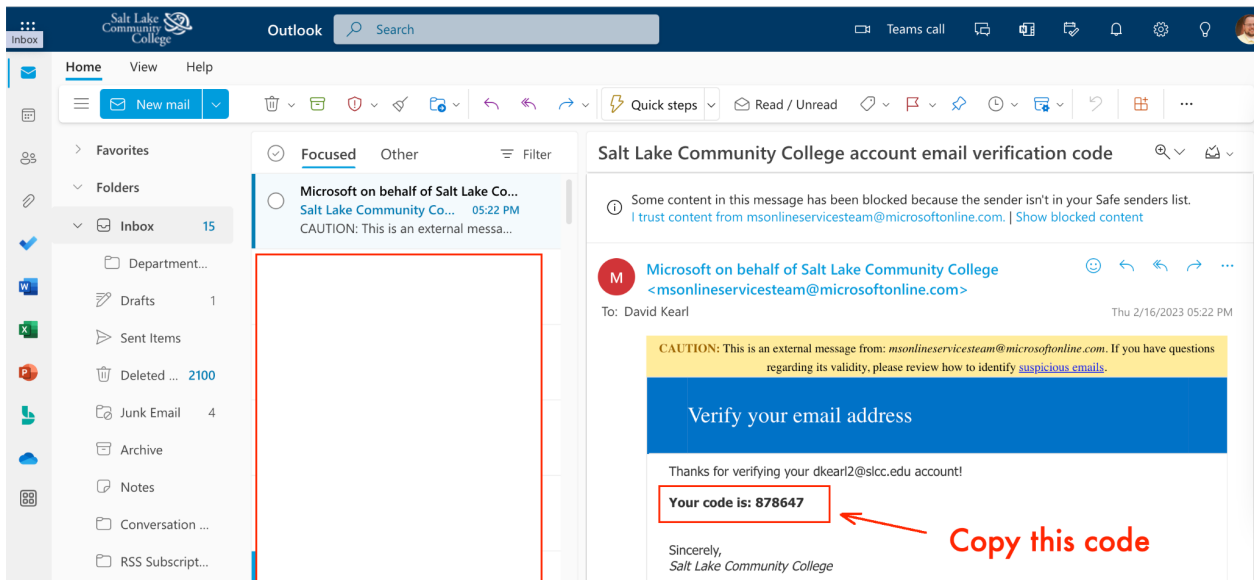
We've sent an email message containing a verification code to your inbox.

Next [Are you having a problem?](#)

8



9



10



Get back into your account

verification step 1 > choose a new password

Please choose the contact method we should use for verification:

Email my alternate email

We've sent an email message containing a verification code to your inbox.

878647

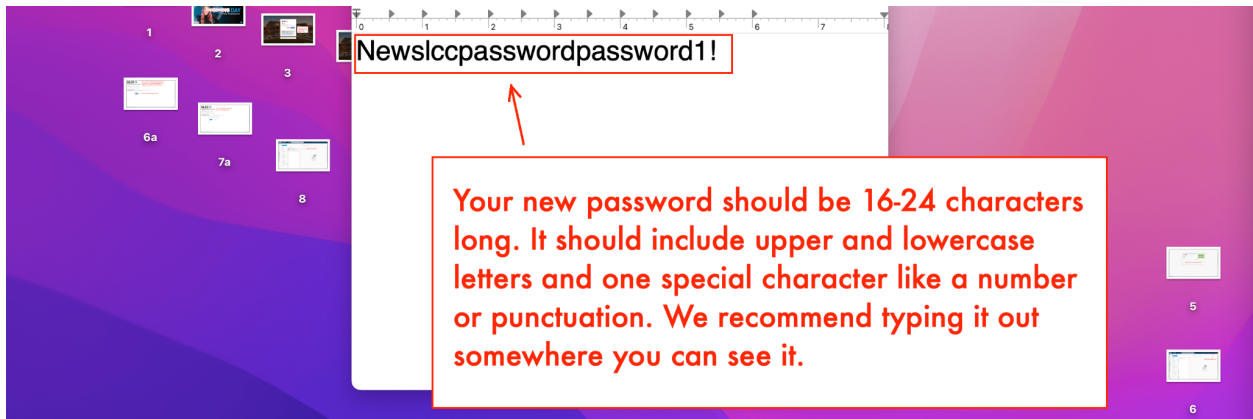
Next

Are you having a problem?

Enter the code in this field

Click on the field labeled "Next" to continue

11



12



Get back into your account

verification step 1 ✓ > choose a new password

* Enter new password:

* Confirm new password:

Finish

Cancel

Enter your new password in these fields

Click the field labeled "Finish" to continue

You will need to wait 30 minutes for your new password to sync.